

# The Great Wave

As part of our “Oceans and Boats” whole-school Topic, we will explore some great artists. This week the artist is Hokusai.




This is “The Great Wave” by Hokusai, 1831. One of Japan’s legendary artists, Hokusai made his best work in his 70s and 80s! He produced his pictures using wood block printing. (Watch the video here to see an artist making a traditional wood block print: <https://mymodernmet.com/ukiyo-e-japanese-woodblock-prints/>)

Try following these steps to create a Great Wave of your own (courtesy of [www.drawinghub.com](http://www.drawinghub.com)). The red colour shows the step you are currently working on, not the colour your wave should be! Email photos of your art work to [leaver87r4@nsix.org.uk](mailto:leaver87r4@nsix.org.uk) so they can be uploaded to the gallery on the school website!

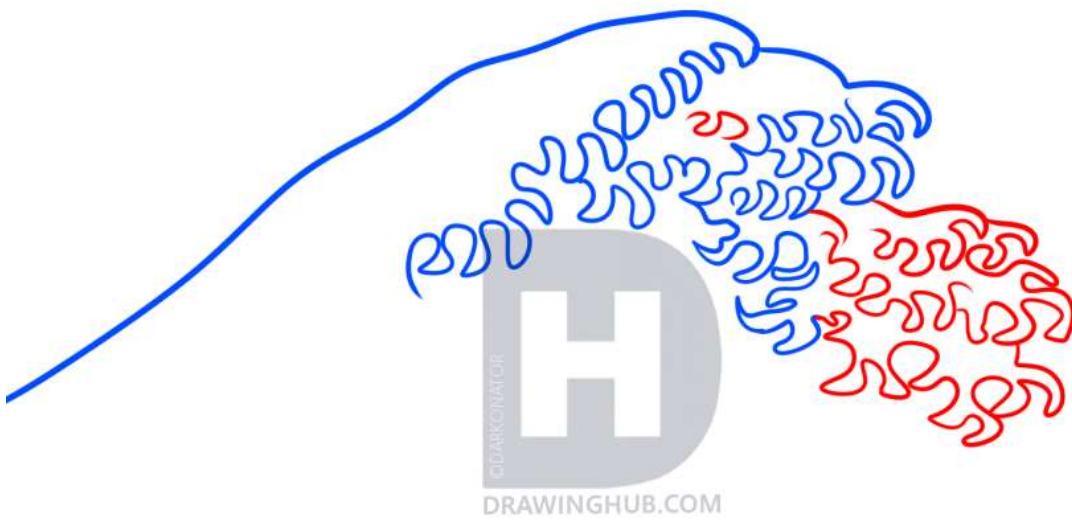
## STEP 1



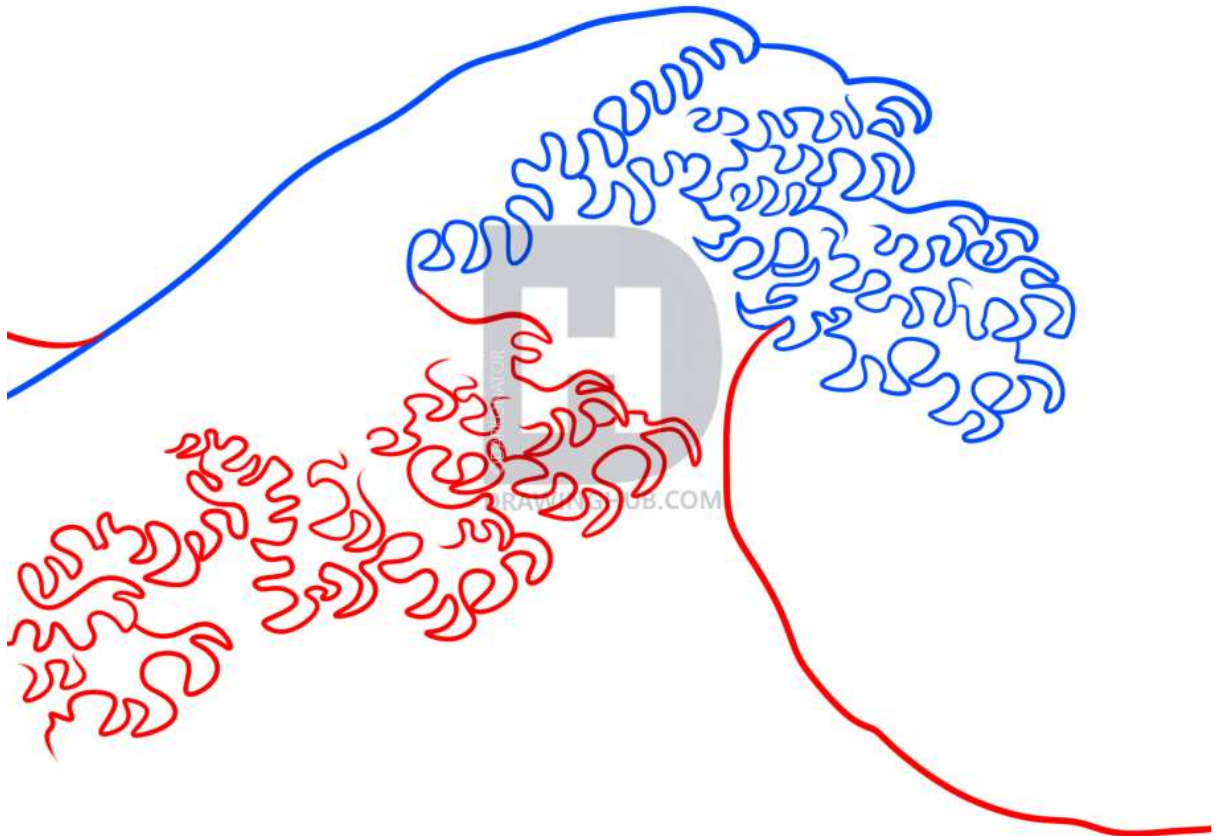
STEP 2



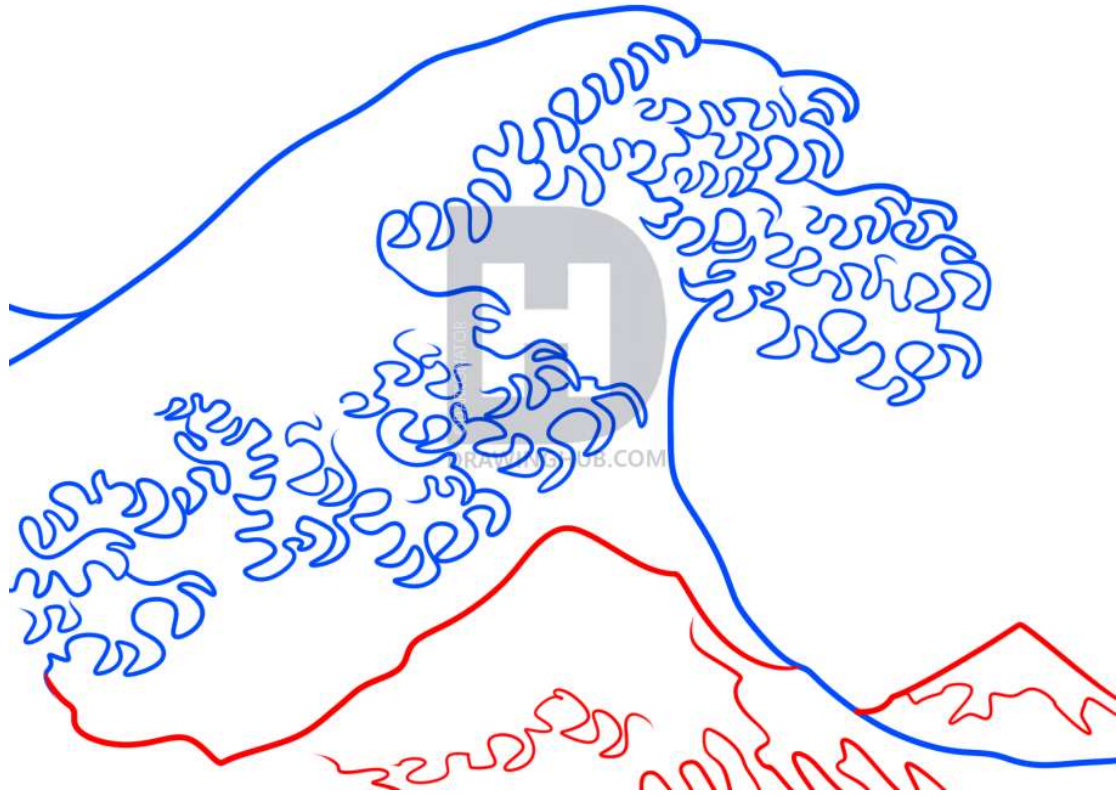
STEP 3



STEP 4



STEP 5



STEP 6



Now it's time to add colour! Look closely at the original above.

EXPLORE FURTHER:

“The Great Wave” comes from a collection called *Thirty-Six Views of Mount Fuji*. (<https://www.artelino.com/articles/hokusai-36-views-fuji.asp>)

Which is your favourite? This is mine – so much commotion and drama!



“Ejiri, Sugura Province”

Have fun!

Mr Leaver