SALHOUSE COFE PRIMARY SCHOOL

Academic Year: **2025/26** Comparator: **National**

EYFSP Good Level of Development	65.0%	GAP -7.3%	TREND +28.2%	%ILE 78th

From a cohort of **20 pupils** in your school being assessed using the early years foundation stage profile, **65.0%** are achieving a good level of development (GLD), a total of **13 pupils**.

The average total points score, for your school, in all GLD goals is **21.9** out of a possible 24.

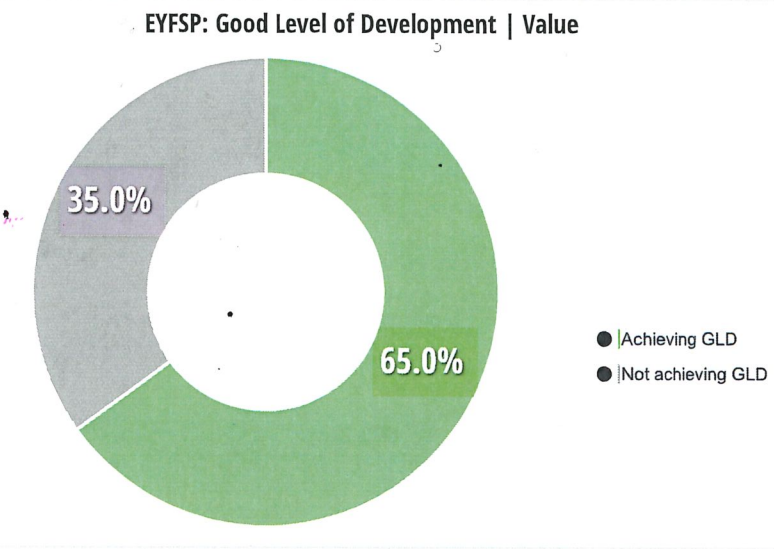

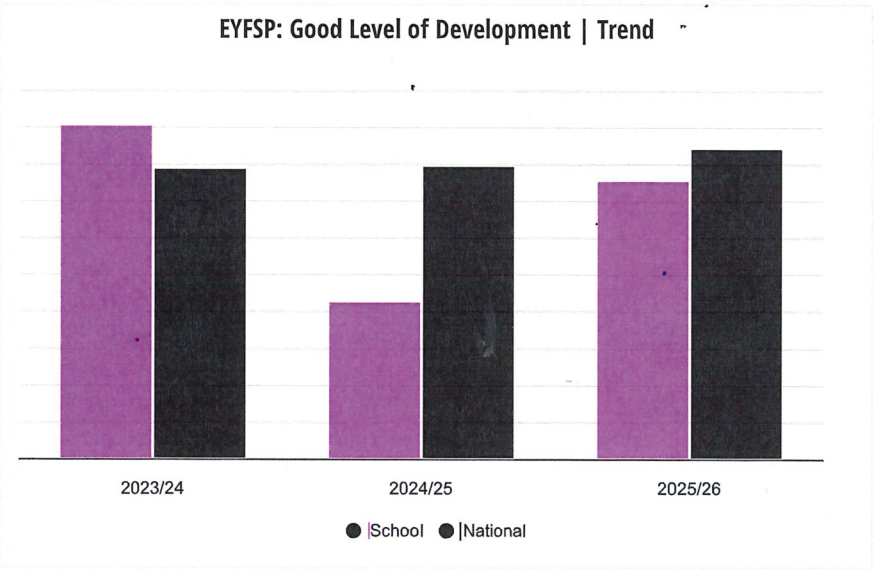

Your school's EYFSP good level of development has **increased by 28.2%** from **36.8%** in 2024/25 t **65.0%** in 2025/26.

This is equivalent to approximately **6 more** pupils achieving a good level of development in 2025/26 compared to 2024/25.

Your school's average for the last 3 academic year(s) is **59.6%**.

COMPARISON | NATIONAL

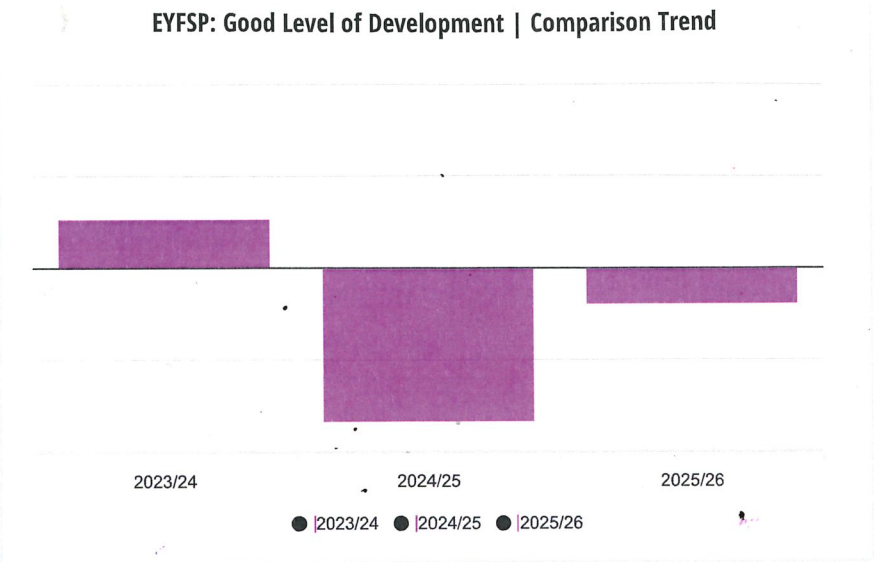

65.0% achieved a good level of development in you school, **7.3% lower than** the National average of **72.3%**.

This is the equivalent of **1 fewer** pupil in your schoc achieving a good level of development compared tc the National average.

Your school has been above the National average **1 time** in the last 3 academic year(s).

Your school's relative change for achieving a good level of development has **improved by 65.8%**, from **-41.6%** in 2024/25 to **+24.2%** in 2025/26 when compared to the National average.

While your school average for achieving a good level of development has **increased by 28.2%**, from **36.8%** in 2024/25 to **65.0%** in 2025/26, the National average **increased by 4.0%**, from **68.3%** in 2024/25 to **72.3%** in 2025/26.

EYFSP: Good Level of Development | Relative Change

	2023/24 Value	→ Trend	2024/25 Value	→ Trend	2025/26 Value
School	77.8%	-41.0%	36.8%	+28.2%	65.0%
National	67.7%	+0.6%	68.3%	+4.0%	72.3%
Relative Change	n/a	**-41.6%**	n/a	**+24.2%**	n/a